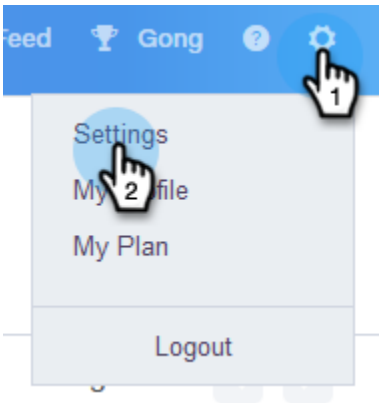


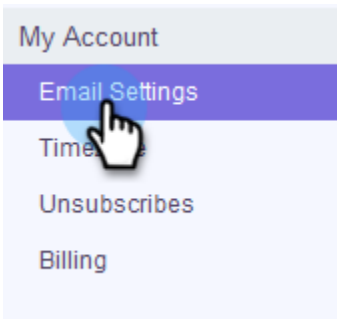
# Email Connection Tab for Gmail Users

Connecting to Gmail means you'll receive reply tracking, access to the Gmail delivery channel, the ability to schedule emails in Gmail, and send compliance.

1. In Sales Engage, click the gear icon and select **Settings**.



2. Under My Account, select **Email Settings**.



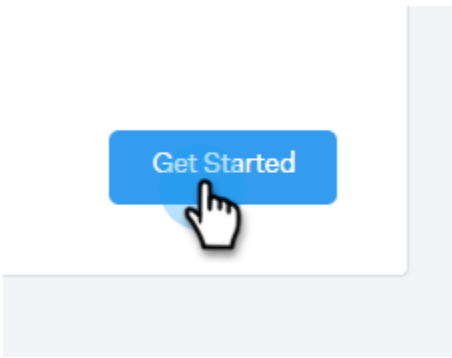
3. Click the **Email Connection** tab.

## Email Settings

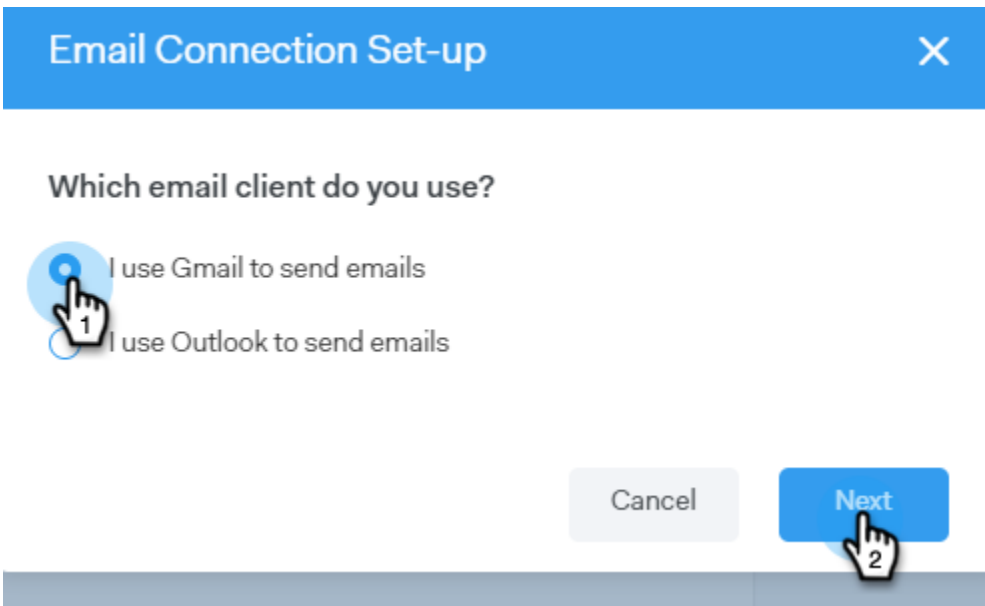
Address and Signature

Email Connection

4. Click **Get Started**.



5. Select **I use Gmail to send emails** and click **Next**.



6. Click **OK**.

## Gmail Set-up



In order to provide you with the full experience, we'll be requesting read and write access from your **Gmail** client.

These permissions include:

- Read access, to track your replies
- Write access, to Send/Schedule emails and save Sent emails
- Manage your contacts & calendars ⓘ

To be navigated to your **Gmail Authorization** page, click **OK**.


Back

OK



7. If you've already logged in to Gmail, choose the account you'd like to connect to. If not, enter your Gmail address and click **Next**. In this example, we're not yet logged in.

Sign in with Google



## Sign in

to continue to [Marketo Sales Engage](#)

Email or phone  
marketorocks@gmail.com

[Forgot email?](#)

To continue, Google will share your name, email address, and profile picture with Marketo Sales Engage . Before using this app, you can review Marketo Sales Engage 's [privacy policy](#) and [terms of service](#).

[Create account](#) [Next](#)

8. Enter your password and click **Next**.

Enter your password




To continue, Google will share your name, email address, and profile picture with ToutApp. Before using this app, you can review ToutApp's [privacy policy](#) and [terms of service](#).

[Forgot password?](#)

Next



9. Click **Allow**.



 Sign in with Google




## Marketto Sales Engage wants to access your Google Account

 marketorocks@gmail.com

This will allow **Marketto Sales Engage** to:

 Read, send, delete, and manage your email 

 Manage your contacts 

 Manage your calendars 

### Make sure you trust Marketto Sales Engage

You may be sharing sensitive info with this site or app. Learn about how Marketto Sales Engage will handle your data by reviewing its [terms of service](#) and [privacy policies](#). You can always see or remove access in your [Google Account](#).

[Learn about the risks](#)

Cancel

Allow



You can use this connection to track emails and also [as a delivery channel](#).