


# Clone a List or Smart List

Instead of creating a smart list from scratch, save some time by cloning a similar one and making changes. Here's how.

1. Go to **Marketing Activities**.



2. Select the smart list you want to clone.

Marketing Activities...

- Marketing Activities
  - Active Marketing Programs
  - Learning
    - My Email Program - CT
    - My Nurture Program
    - My Program - CT
      - Auto Response Campaign
      - Auto Response Email
      - Change Score
      - My Email Alert
      - My Form Test
      - My Page
      - Super Smart List**
      - My Tradeshow Program

Super Smart List | People | Smart List

List Actions

### Super Smart List

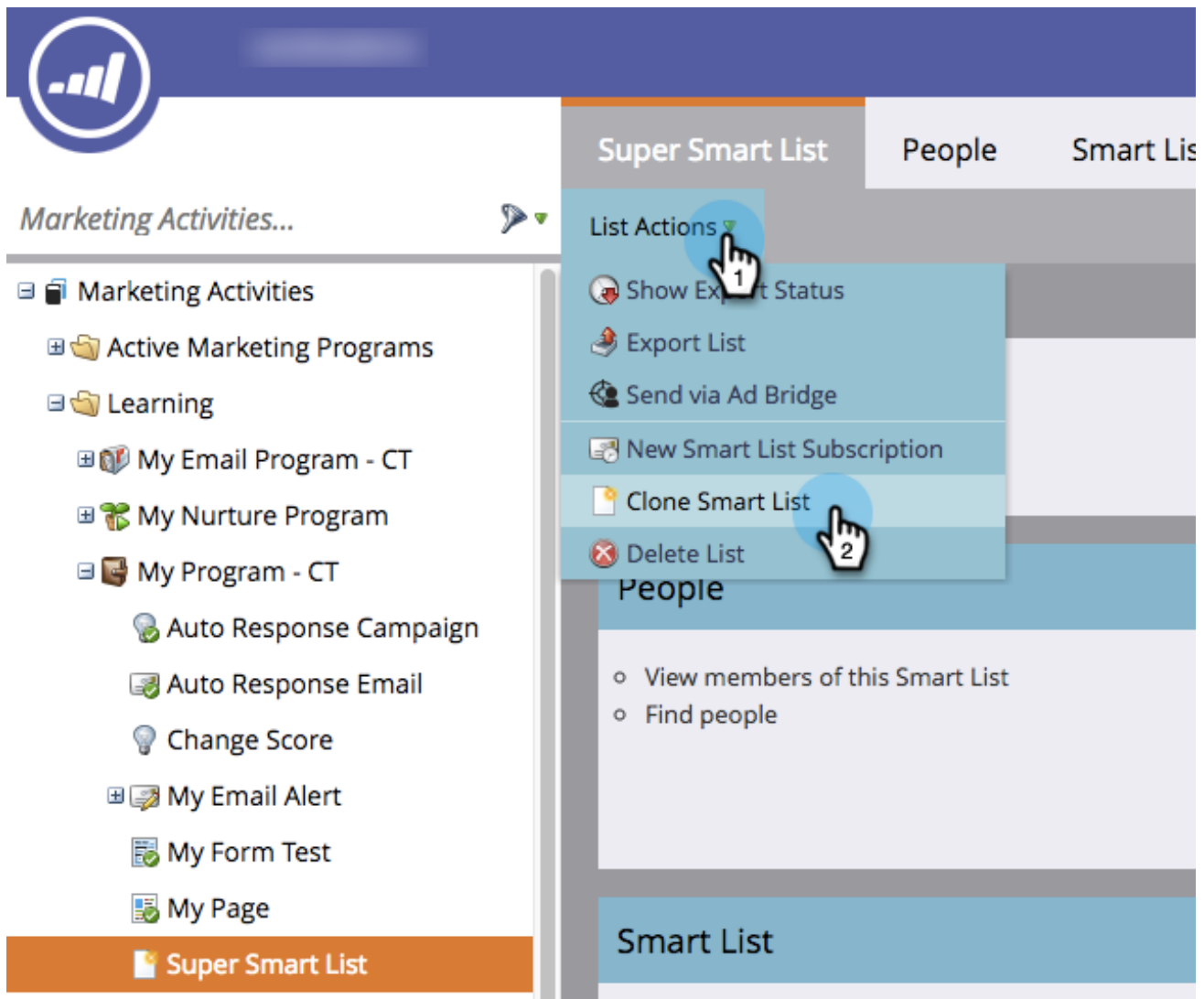
#### People

- View members of this Smart List
- Find people

#### Smart List

- Define membership rules

3. Under **List Actions**, click **Clone Smart List**.




4. Enter a **Name** and click **Clone**.


# Clone Smart List



Clone From: Super Smart List

Clone To: \* Marketing Activities... 

Program: \* My Program - CT 

Name: \* Another Super Smart List 

Description:

CANCEL

CLONE 

Nice job! You can also clone regular lists in the same manner.