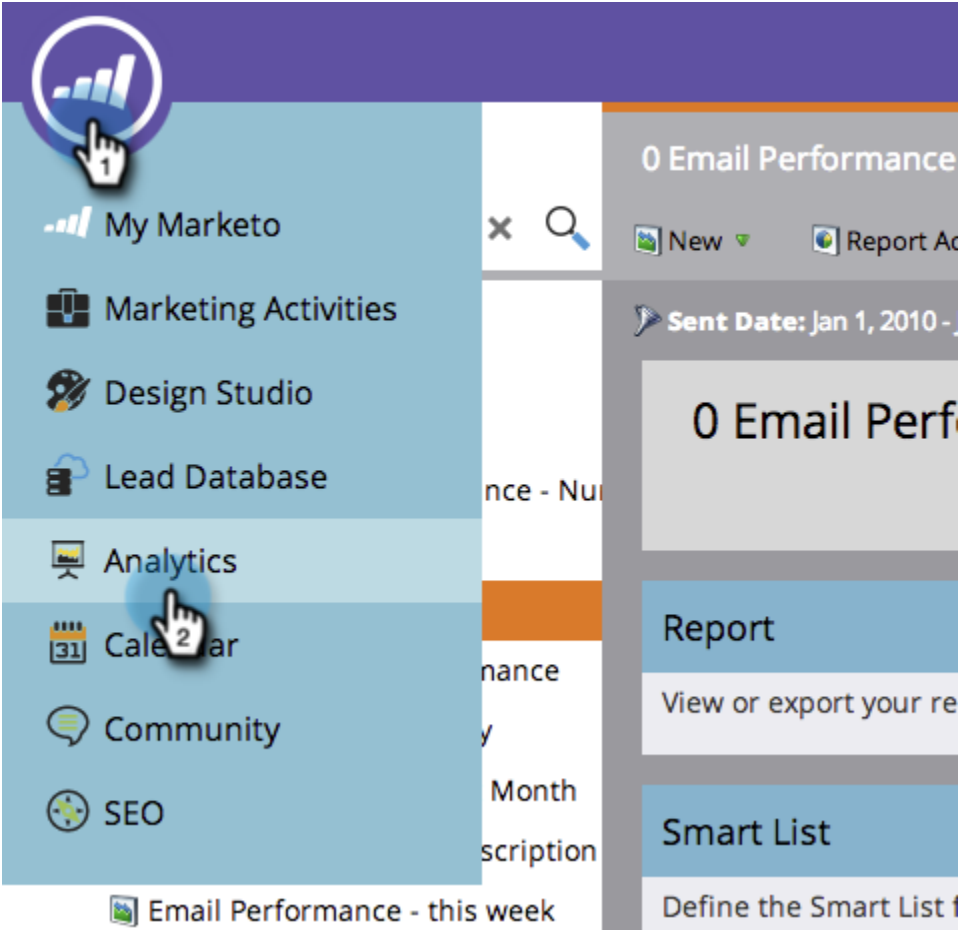


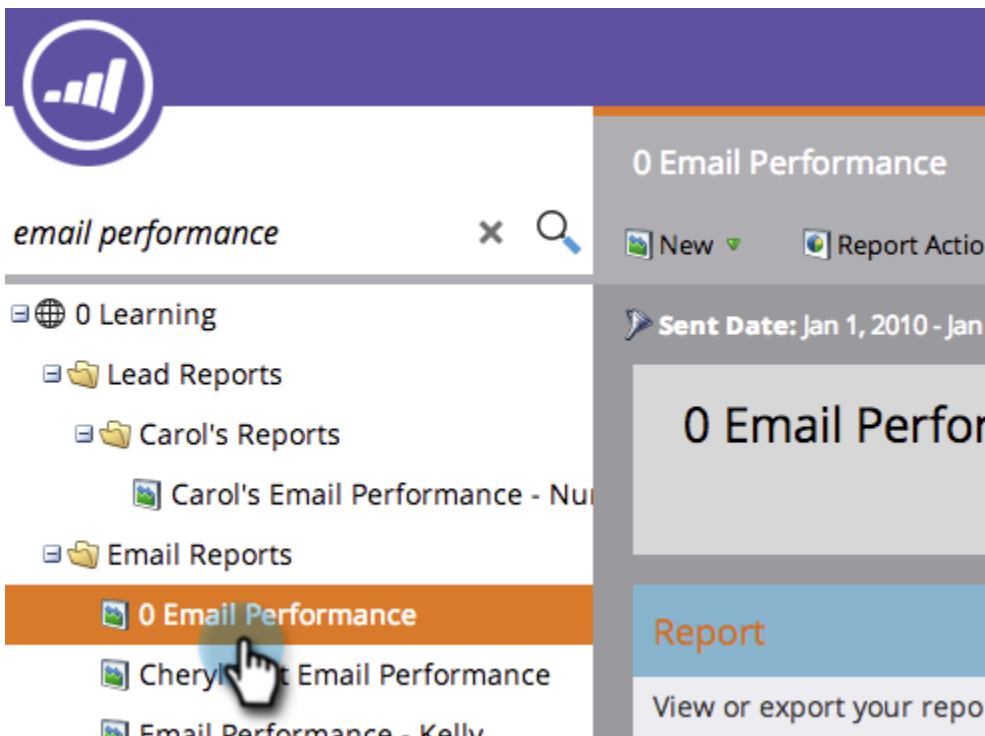
Report Email, Campaign Performance Across Workspaces

Turn on Global Reporting to include data from all your Marketo workspaces in your Email Performance, Email Link performance, and Campaign Activity reports.

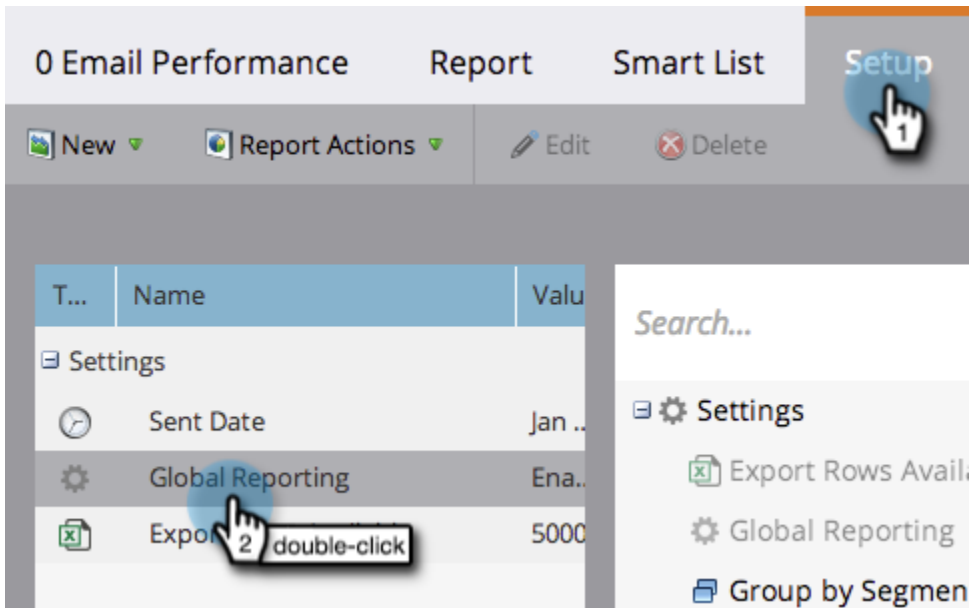
1. Go to **Analytics** (or **Marketing Activities**) area.



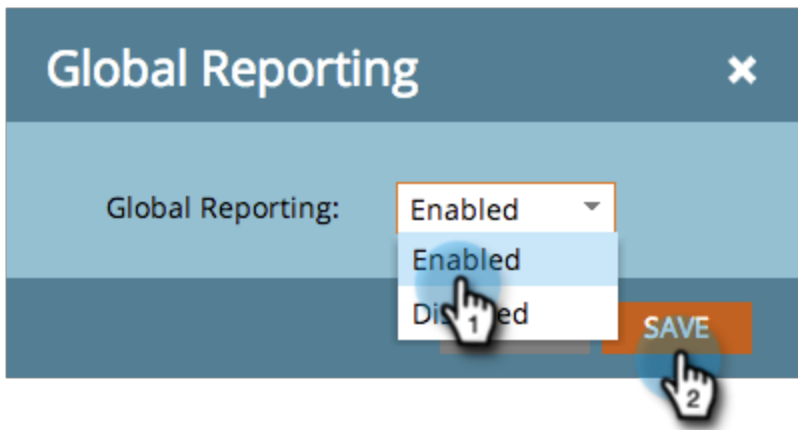
2. Select your report.



3. Click the **Setup** tab and double-click **Global Reporting**.



4. Select **Enabled**.




5. That's all! Click the **Report** tab to see data from all your workspaces.

Email Name ▲	Sent	Delivered	% Deliv...	Hard B...	Soft Bo...
20-tips-improving-email-fulfill	24	23	95.8%	1	0
2008-Jan-22	12	12	100.0%	0	0
451 Market Insight Report ...	1	1	100.0%	0	0
Amy New Contact Info	96	93	96.9%	1	2
b2b-lead-mgmt-ebook-fulfill	5	5	100.0%	0	0
Big Easy Guidebook Fulfill	2	2	100.0%	0	0
Blacklist Reply	2	2	100.0%	0	0
Blind Date Lead Nurturing ...	18	17	94.4%	0	1
Contact Us Responder - Pot...	1	1	100.0%	0	0

Related Articles

- [Filter Assets in an Email Report](#)



Deep Dive

Learn all about reports in [Basic Reporting](#) .

