


Create a Custom Service for Use with ReST API

If you want to integrate with Marketo via the ReST API, you'll want to create a custom service. Here's how.

Prerequisites

- [Create an API Only User Role](#)
- [Create an API Only User](#)

Admin Permissions Required




What's in this article?

- [Create Custom Service](#)
- [Credentials for API Access](#)


Deep Dive

Check out our developers documentation for details on the [ReST API](#). We also have the [SOAP API](#) if that's what you need.



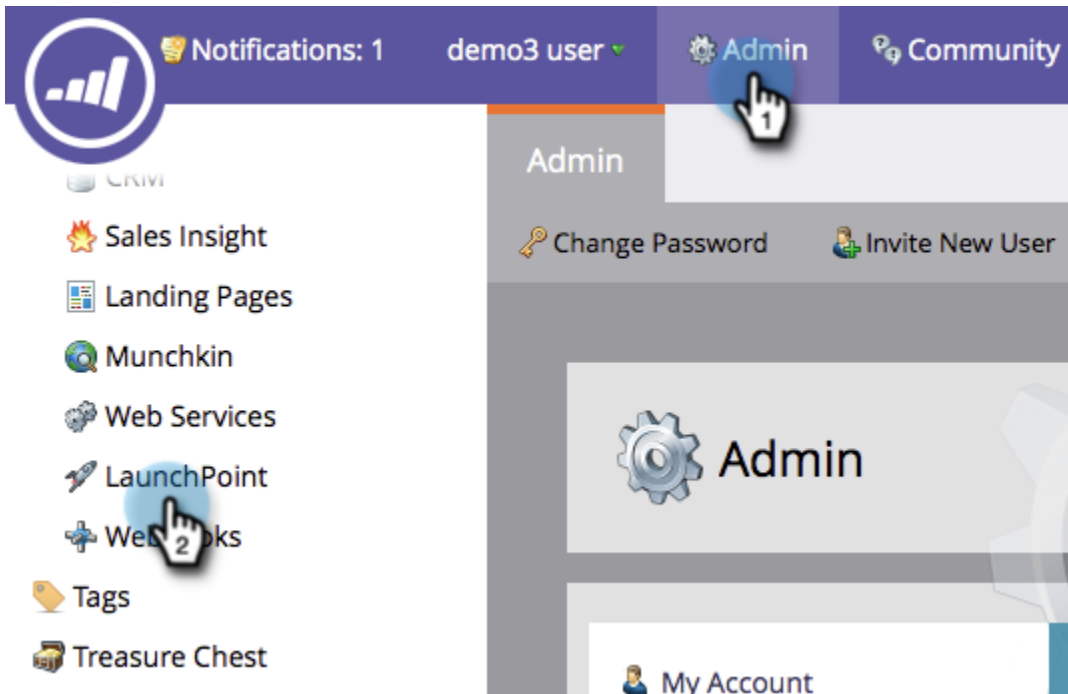
Note

You can't create a custom service if you have the Spark level of Marketo.

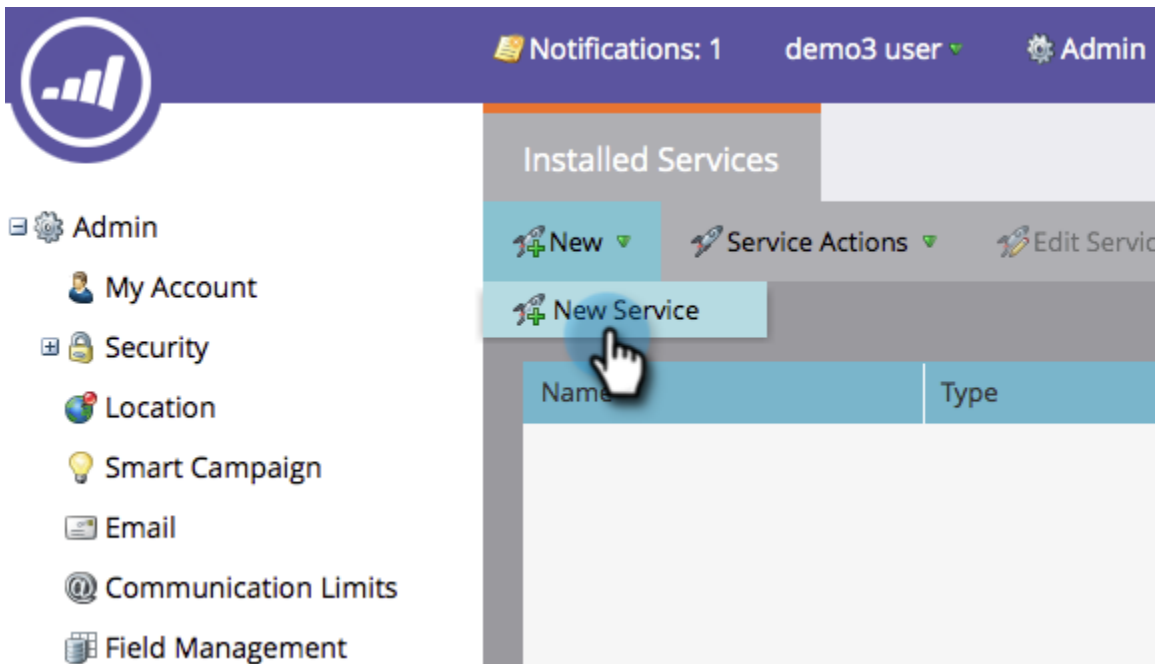


Create Custom Service

1. Go to **Admin** and click **LaunchPoint**.



2. Under **New**, click **New Service**.




3. Enter a **Display Name** for the service. Select the **API Only User** [previously created](#).

Reminder



Notice that we already have native integration for popular webinar services.

New Service ✕


Display Name: *  1


Service: * ▾

[Learn More](#)

Settings

Description:

API Only User: * ▾  2

 3

4. Click **Create**.

New Service ✕

Display Name: ✱


Service: ✱ ▼

[Learn More](#)

Settings

Description:

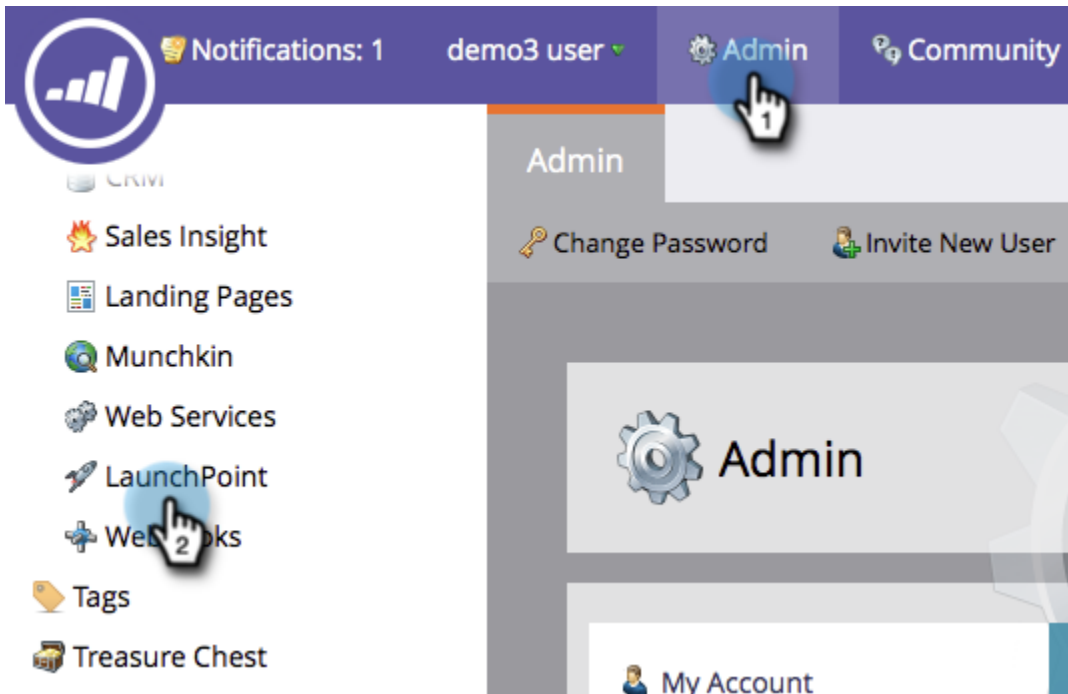
API Only User: ✱ ▼



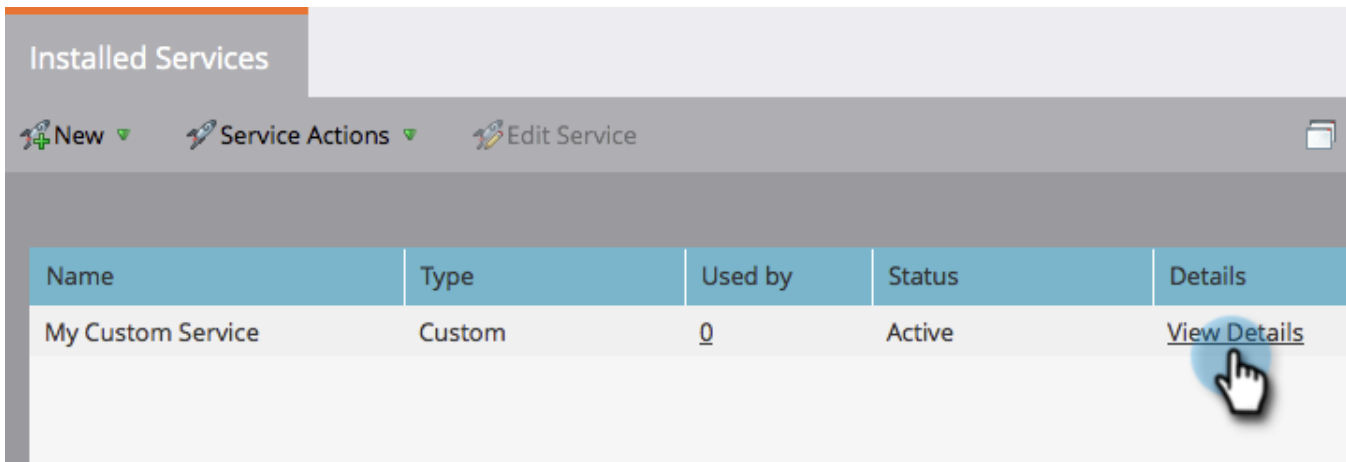
Oh yeah! The service is now created, let's go ahead and get all the credentials to provide for access.

Credentials for API Access

1. Go to **Admin** and click **LaunchPoint**.



2. Click **View Details** for the custom LaunchPoint service created above.



3. Click **Get Token**.

Details ×

Client Id: af7a1ff4-d735-4f37-a48c-be05101dba3e

Client Secret: EzWlFDL4tXEJVnZR9iOhuuB9gTFvrxli

Authorized User: example@marketo.com

GET TOKEN

CLOSE

4. Provide the **Client Id**, **Client Secret**, **Authorized User**, and **Token** to the person in charge of establishing the connection.


Details ×

Client Id: af7a1ff4-d735-4f37-a48c-be05101dba3e

Client Secret: EzWlFDL4tXEJVnZR9iOhuuB9gTFvrxli

Authorized User: example@marketo.com

GET TOKEN

 a2ccc409-ad81-4147-90f8-bc4a3fd

CLOSE



Caution



Don't share this information; it's the backdoor to your data. Keep it safe!