


# Create a Custom Service for Use with ReST API

If you want to integrate with Marketo via the ReST API, you'll want to create a custom service. Here's how.

### Prerequisites

- [Create an API Only User Role](#)
- [Create an API Only User](#)

### Admin Permissions Required




### What's in this article?

- [Create Custom Service](#)
- [Credentials for API Access](#)


### Deep Dive

Check out our developers documentation for details on the [ReST API](#). We also have the [SOAP API](#) if that's what you need.



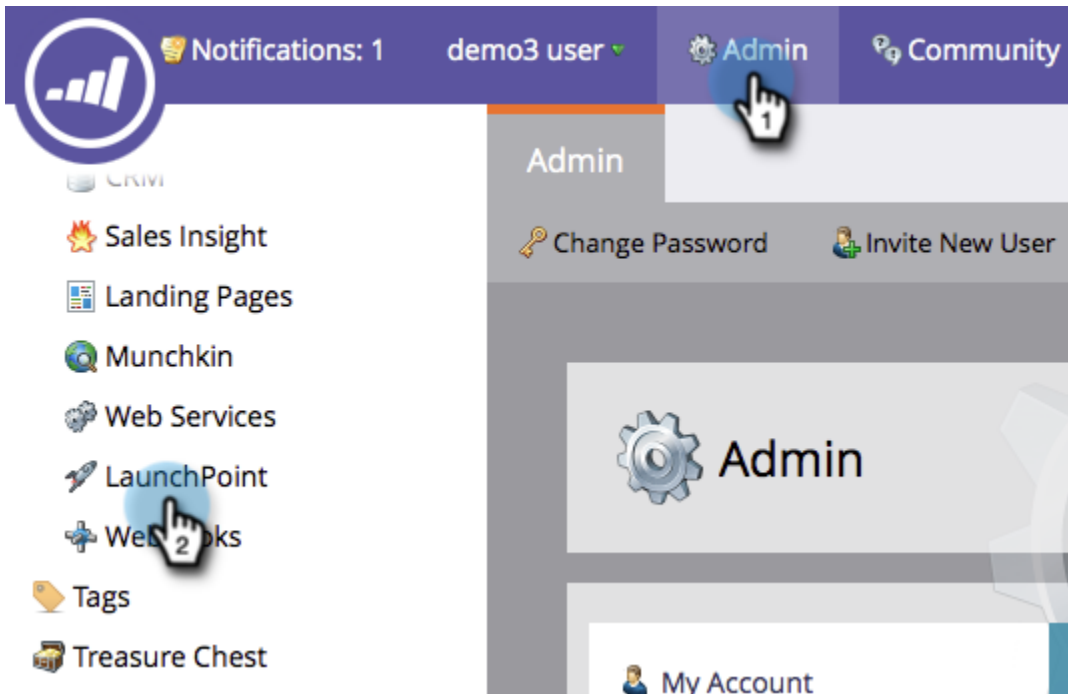
### Note

You can't create a custom service if you have the Spark level of Marketo.

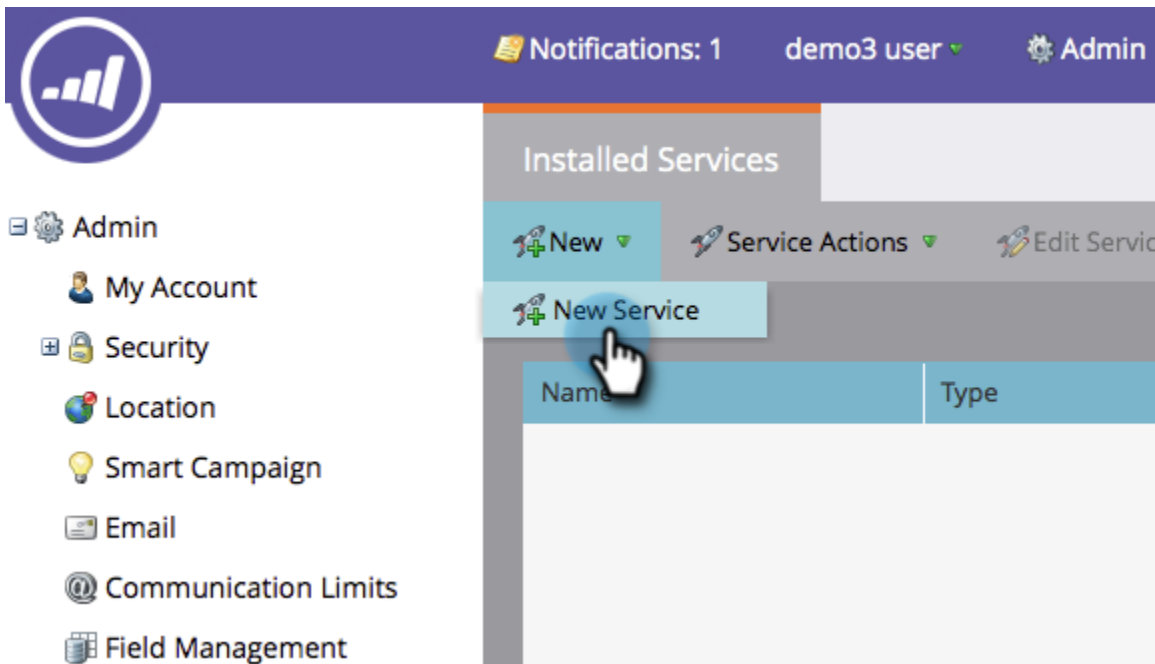


## Create Custom Service


1. Go to **Admin** and click **LaunchPoint**.



2. Under **New**, click **New Service**.




3. Enter a **Display Name** for the service. Select the **API Only User** [previously created](#).



Notice that we already have native integration for popular webinar services.

## New Service ✕

Display Name: \*   1

Service: \*  ▾

[Learn More](#)

**Settings**

Description:

API Only User: \*  ▾ 2

3

4. Click **Create**.

## New Service ✕

Display Name: ✱


Service: ✱  ▼

[Learn More](#)

**Settings**

Description:

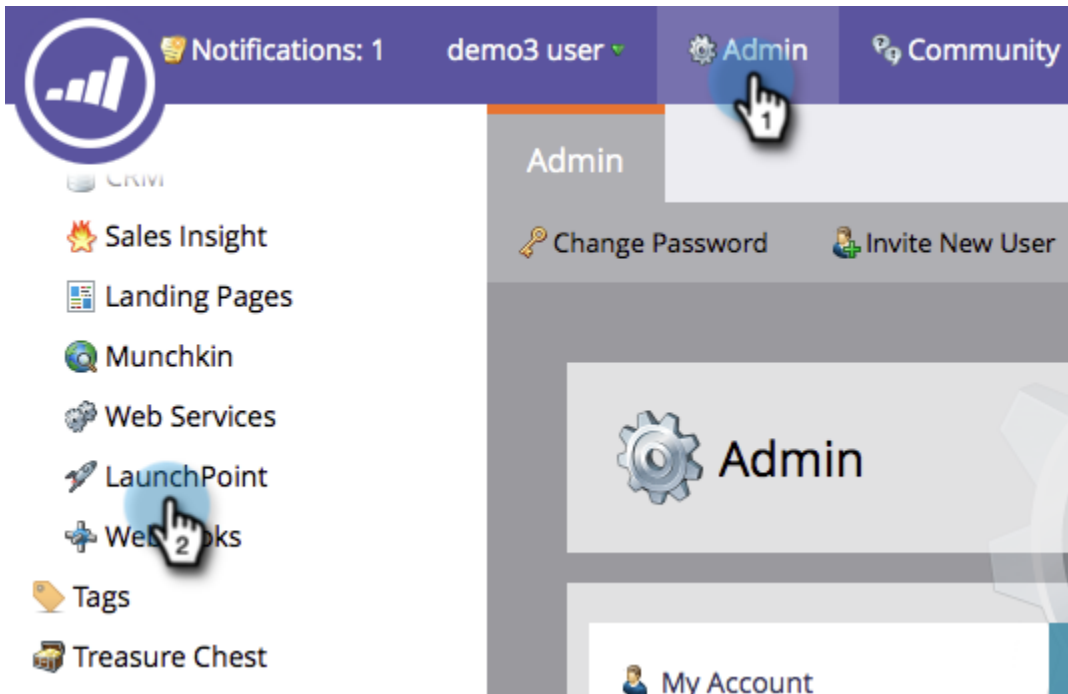
API Only User: ✱  ▼



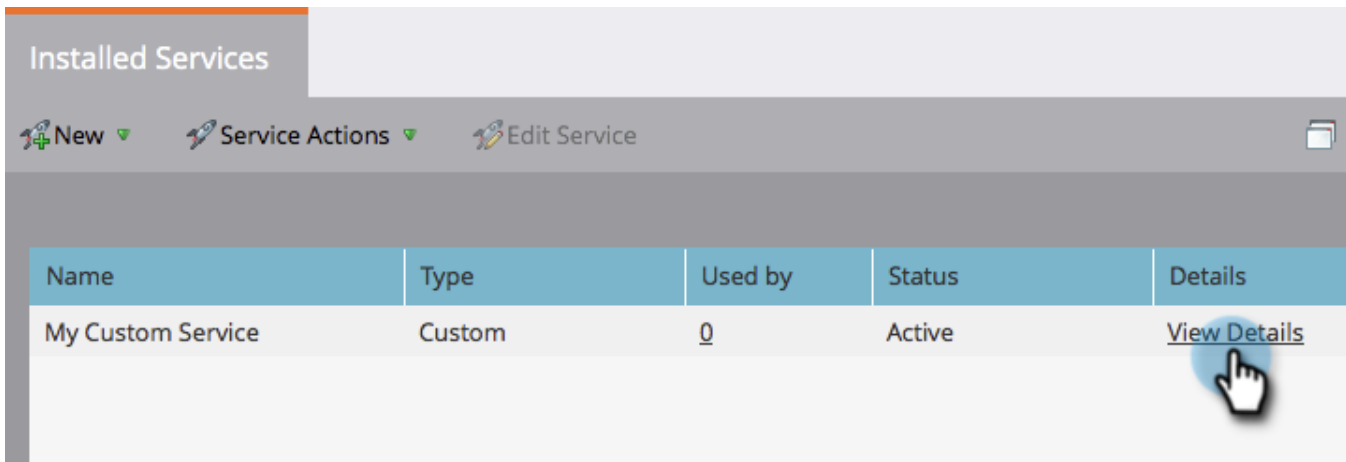
Oh yeah! The service is now created, let's go ahead and get all the credentials to provide for access.

## Credentials for API Access

1. Go to **Admin** and click **LaunchPoint**.



2. Click **View Details** for the custom LaunchPoint service created above.



3. Click **Get Token**.

## Details ×

Client Id: af7a1ff4-d735-4f37-a48c-be05101dba3e

Client Secret: EzWlFDL4tXEJVnZR9iOhuuB9gTFvrxli

Authorized User: example@marketo.com

**GET TOKEN**

**CLOSE**

4. Provide the **Client Id**, **Client Secret**, **Authorized User**, and **Token** to the person in charge of establishing the connection.

## Details ×

Client Id: af7a1ff4-d735-4f37-a48c-be05101dba3e

Client Secret: EzWlFDL4tXEJVnZR9iOhuuB9gTFvrxli

Authorized User: example@marketo.com

**GET TOKEN**

a2ccc409-ad81-4147-90f8-bc4a3fd [REDACTED]

**CLOSE**



## Caution



Don't share this information; it's the backdoor to your data. Keep it safe!