

# Filtering in Audit Trail

Filter by time frame, asset type, users, action taken, and more.

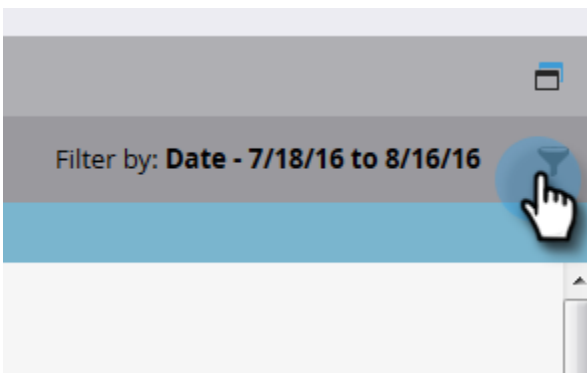
1. Click **Admin**.



2. Under **Security**, select **Audit Trail**.



3. Click on the filter icon.



**Note**

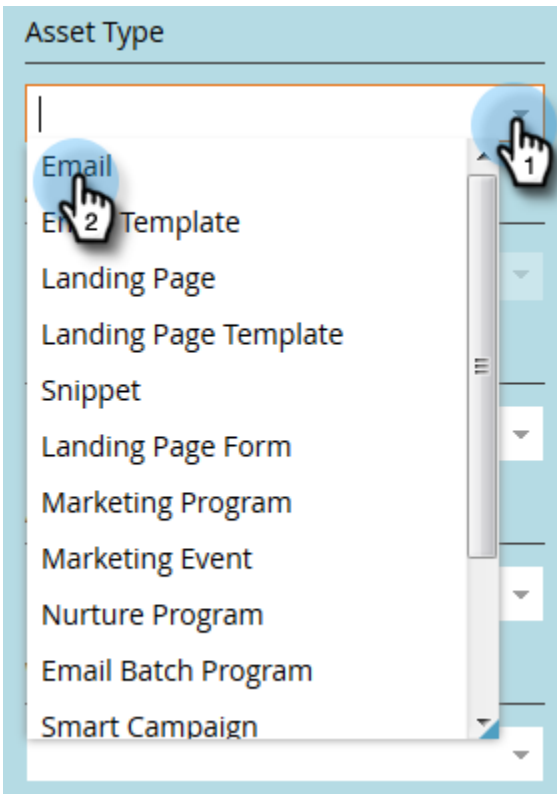


There are a multitude of possible search parameter combinations. In this example we locate: *all emails - edited by anyone - in the previous seven days.*

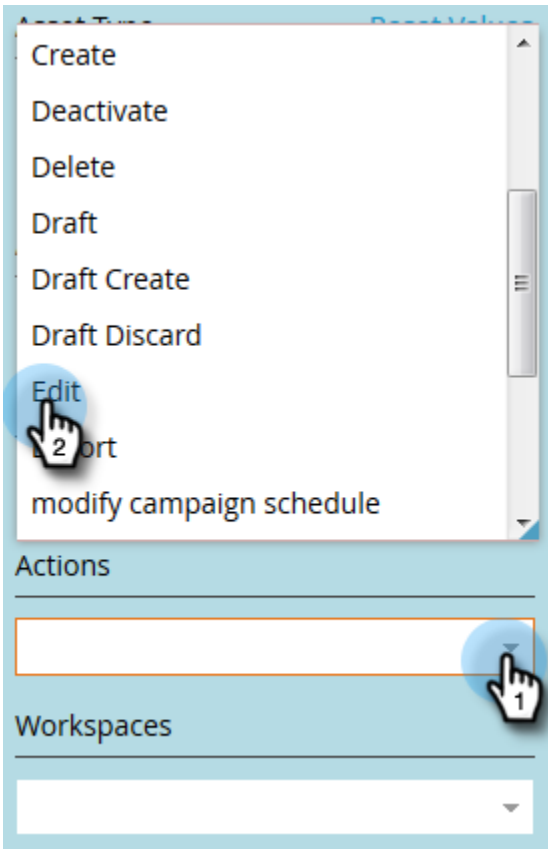
4. Click the **Period** drop-down and select **Last 7 Days**.

The screenshot shows a search interface with two main sections: 'Date' and 'Period'. The 'Date' section has a 'Reset Values' link and two date input fields: '07/18/16' and '08/16/16', separated by 'to'. The 'Period' section also has a 'Reset Values' link and a dropdown menu that is currently open. The dropdown menu lists several options: 'Today', 'Yesterday', 'This Week (S-S)', 'This Week (M-F)', 'Last 7 Days', 'Last 2 Days', 'Last Week (S-S)', 'Last Week (M-F)', 'Last 30 Days', and 'Custom'. A hand cursor is pointing to the 'Last 7 Days' option, and a small blue circle with the number '1' is next to it. Another hand cursor is pointing to the 'Last 2 Days' option, with a small blue circle and the number '2' next to it.

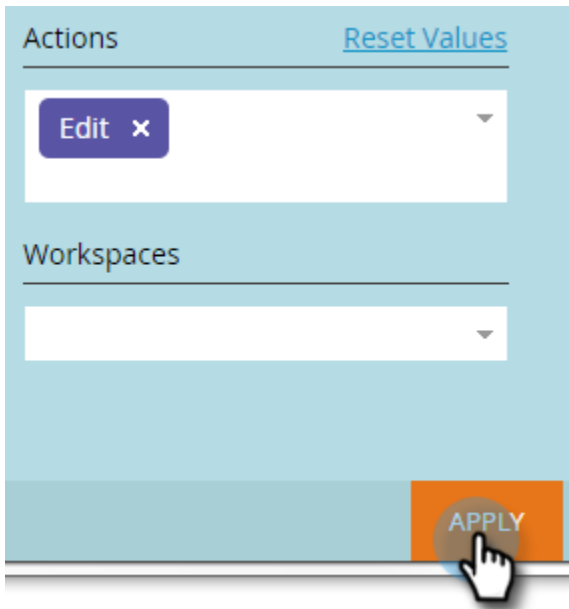
5. Click the **Asset Type** drop-down and select **Email**.



6. Click the **Actions** drop-down and select **Edit**.



## 7. Click **Apply**.



## 8. Filtered results appear on the left.

Date/Time (PDT)	Name	Email	Action	Asset Type	Asset Name	Change Details	Parent	Workspace
Aug 16, 2016 9:53 AM	audit me	audit@marketo.com	Edit	Email	billg foo aug16...	Edited email text section	Emails	Default
Aug 16, 2016 9:53 AM	audit me	audit@marketo.com	Edit	Email	billg foo aug16...	Edited email text section	Emails	Default
Aug 16, 2016 9:53 AM	audit me	audit@marketo.com	Edit	Email	billg foo aug16...	Updated "Subject" to "asdf...	Emails	Default
Aug 16, 2016 9:51 AM	auditplus	auditplus@marketo....	Edit	Email	billg foo aug16...	Updated "Subject" to "asdf...	Emails	Default
Aug 16, 2016 9:51 AM	audit me	audit@marketo.com	Edit	Email	billg foo aug16...	Updated "Subject" to "asdf...	Emails	Default
Aug 16, 2016 9:50 AM	audit me	audit@marketo.com	Edit	Email	billg foo aug16	Updated "Subject" to "asdf...	Emails	Default
Aug 15, 2016 3:30 PM	audit me	audit@marketo.com	Edit	Email	testprogramem...	Updated "Subject" to "test"	billg nu...	Default
Aug 15, 2016 2:04 PM	audit me	audit@marketo.com	Edit	Email	billg foo email...	Updated "Subject" to "this l...	Emails	Default
Aug 12, 2016 4:34 PM	audit me	audit@marketo.com	Edit	Email	billg email tmp...	Updated "Subject" to "aaaa...	Emails	Default
Aug 12, 2016 4:24 PM	audit me	audit@marketo.com	Edit	Email	billg foo34	Updated "Subject" to "asdf...	Emails	Default
Aug 11, 2016 3:28 PM	audit me	audit@marketo.com	Edit	Email	billg foo nurtur...	Updated "Subject" to "sldfk...	billg fo...	Default
Aug 10, 2016 12:26 P...	audit me	audit@marketo.com	Edit	Email	Christina Aug 1...	Updated "Subject" to "Test ...	Emails	Default
Aug 10, 2016 12:25 P...	audit me	audit@marketo.com	Edit	Email	Christina Aug 1...	Added snippet "Christina A...	Emails	Default
Aug 10, 2016 12:25 P...	audit me	audit@marketo.com	Edit	Email	Christina Aug 8...	Edited email text section	Emails	Default

Date [Reset Valu](#)

08/10/16 to 08/16/16

Period [Reset Valu](#)

Last 7 Days

Asset Type [Reset Valu](#)

Email

Asset Name

Users

Actions [Reset Valu](#)

Edit

That's it!

### Note

If you have workspaces enabled, you will see audit data for all workspaces. If you apply a workspace filter, Marketo remembers the previous workspace value each time you use audit trail. Workspace permissions at the asset level are enforced.

## Related Articles

- [Change Details in Audit Trail](#)

