

Add WebEx as a LaunchPoint Service

Marketo manages your WebEx webinar registration and attendance.

Admin Permissions Required




Reminder



An existing subscription to WebEx and administration rights are necessary for this step. Have the following settings at hand: Username, Password, and Site Name.

Note

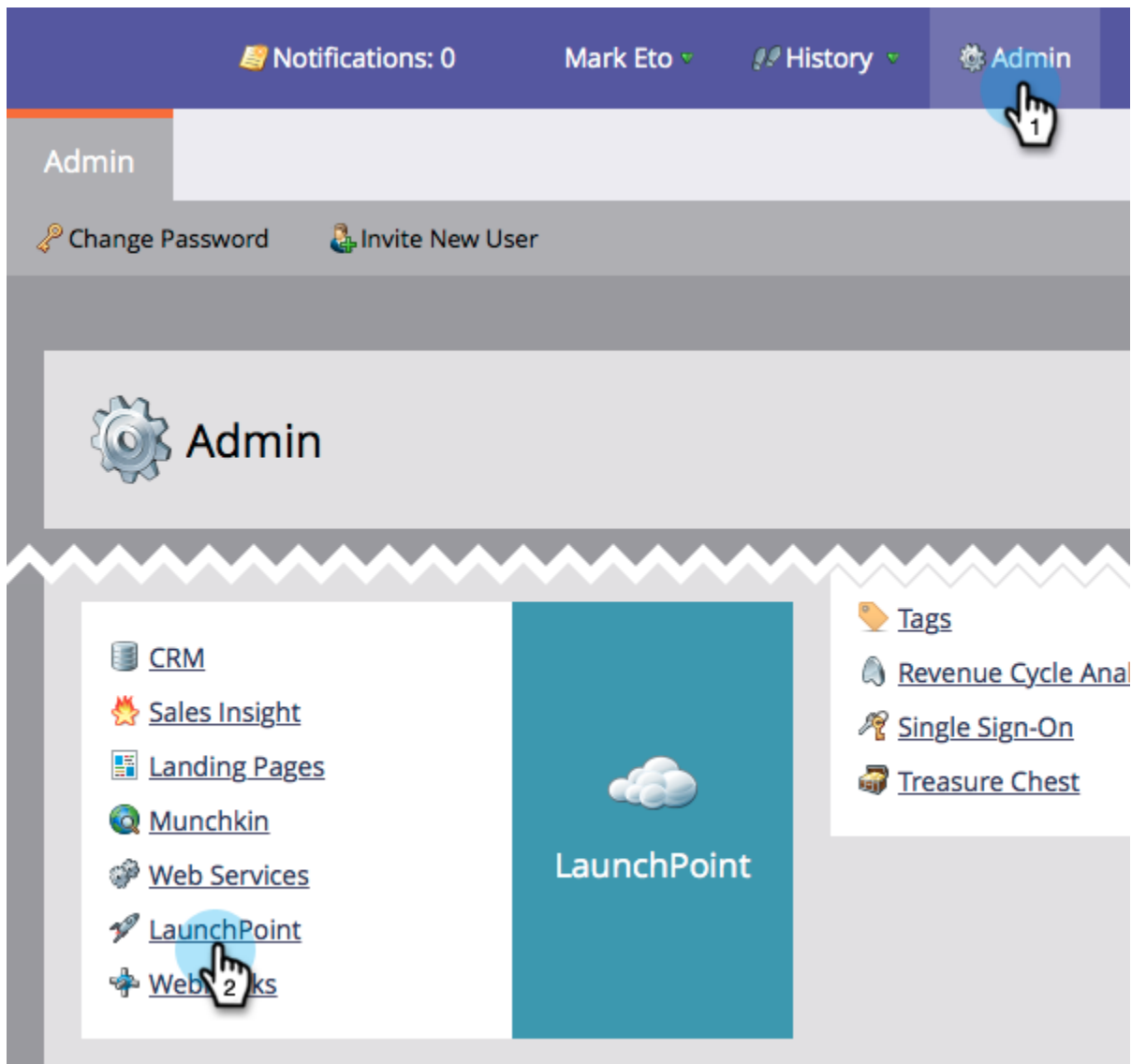


The site name can be found at the end of the URL used to log into WebEx. For example:

`https://mycompany.webex.com/mw0300lc/mywebex/default.do?siteurl=mycompany`

Caution: Do not enter the entire URL in this field; enter the site name only!

1. Go to **Admin** and click **LaunchPoint**.



2. Select **New** and then **New Service**.

Installed Services


New Service Actions Edit Service




New Service

Name	Type	Used by	Status	Details
Adobe Connect Service	Adobe Connect	<u>9982</u>	Active	
BrightTALK Service	BrightTALK	<u>4250</u>	Active	
GoToWebinar Service	GoToWebinar	<u>769</u>	Active	
Level 3 Web Meeting Service	Level 3 Web Meeting	<u>3211</u>	Active	
On24 Service	On24	<u>6</u>	Active	
ReadyTalk Service	Ready Talk	<u>3898</u>	Active	

3. Enter a **Display Name**. Under **Service**, select **WebEx**.

New Service ✕

Display Name: * WebEX Service 

Service: * 
Webex 
Adobe Connect 
On24
ReadyTalk
Level 3 Web Meeting
BrightTALK
GoToWebinar
Custom
Facebook Custom Audiences
Facebook Lead Ads
Google AdWords

Settings

CANCEL CREATE


4. Enter your **Username** and **Password**.


New Service ✕

Display Name: * WebEX Service

Service: * Webex

Settings

Username: * metome2 

Password: * 

Site Name: *

CANCEL CREATE

5. Complete the process by entering your **Site Name** then click **Create**.

New Service ✕

Display Name: * WebEX Service

Service: * Webex

Settings

Username: * metome2

Password: *

Site Name: * marketo-metome2

CANCEL CREATE



6. Phenomenal! Your **WebEx** is now synced with Marketo.

Installed Services

🚀 New ▾ 🚀 Service Actions ▾ 🛠 Edit Service

Name	Type	Used by	Status	Details
Adobe Connect Service	Adobe Connect	<u>9982</u>	Active	
BrightTALK Service	BrightTALK	<u>4254</u>	Active	
GoToWebinar Service	GoToWebinar	<u>769</u>	Active	
Level 3 Web Meeting Service	Level 3 Web Meeting	<u>3211</u>	Active	
On24 Service	On24	<u>6</u>	Active	
ReadyTalk Service	Ready Talk	<u>3898</u>	Active	
WebEx Service	WebEx	<u>0</u>	Active	

Related Articles

Learn how to [create an event with WebEx](#).

